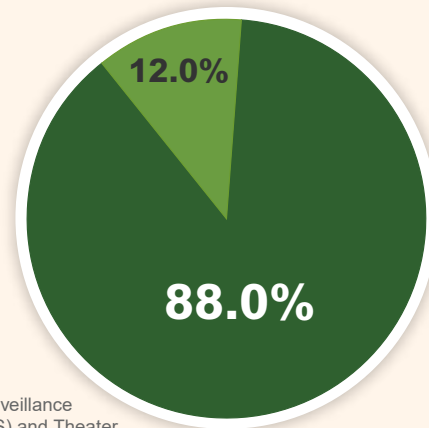




## DoD Numbers for Traumatic Brain Injury Worldwide — Army

2019 Q1-Q3

Active	7,627
Guard/Reserve	1,040
<b>Total - Army</b>	<b>8,667</b>



Source: 2000 to 2018 Q1 data provided by the Armed Forces Health Surveillance Branch (AFHSB) using the Defense Medical Surveillance System (DMSS) and Theater Medical Data Store (TMDS); data starting 2018 Q2 provided by the Defense and Veterans Brain Injury Center (DVBIC) using the MHS Data Repository (MDR).

Prepared by the Defense and Veterans Brain Injury Center (DVBIC)

2019 Q1-Q3, as of November 08, 2019

Service	Component	Severity	Diagnosed
Army	Active	Penetrating	12
		Severe	8
		Moderate	625
		Mild	6,982
		Not Classifiable	-
	Guard/Reserve	Penetrating	-
		Severe	3
		Moderate	134
		Mild	903
		Not Classifiable	-

2019 Q1-Q3, as of November 08, 2019

Source: 2000 to 2018 Q1 data provided by the Armed Forces Health Surveillance Branch (AFHSB) using the Defense Medical Surveillance System (DMSS) and Theater Medical Data Store (TMDS); data starting 2018 Q2 provided by the Defense and Veterans Brain Injury Center (DVBIC) using the MHS Data Repository (MDR).

Prepared by the Defense and Veterans Brain Injury Center (DVBIC)

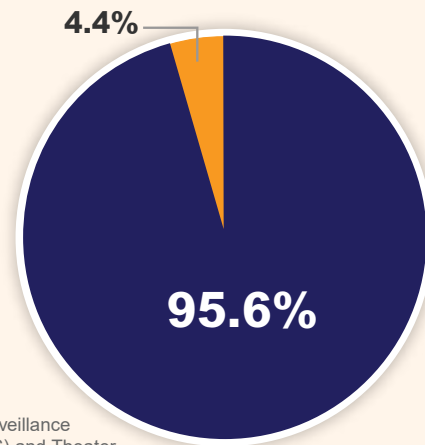


# DoD Numbers for Traumatic Brain Injury Worldwide — Navy

2019 Q1-Q3

Active	2,089
Reserve	96

**Total - Navy 2,185**



Source: 2000 to 2018 Q1 data provided by the Armed Forces Health Surveillance Branch (AFHSB) using the Defense Medical Surveillance System (DMSS) and Theater Medical Data Store (TMDS); data starting 2018 Q2 provided by the Defense and Veterans Brain Injury Center (DVBIC) using the MHS Data Repository (MDR).

Prepared by the Defense and Veterans Brain Injury Center (DVBIC)

2019 Q1-Q3, as of November 08, 2019

Service	Component	Severity	Diagnosed
Navy	Active	Penetrating	7
		Severe	-
		Moderate	216
		Mild	1,866
		Not Classifiable	-
	Reserve	Penetrating	2
		Severe	-
		Moderate	11
		Mild	83
		Not Classifiable	-

2019 Q1-Q3, as of November 08, 2019

Source: 2000 to 2018 Q1 data provided by the Armed Forces Health Surveillance Branch (AFHSB) using the Defense Medical Surveillance System (DMSS) and Theater Medical Data Store (TMDS); data starting 2018 Q2 provided by the Defense and Veterans Brain Injury Center (DVBIC) using the MHS Data Repository (MDR).

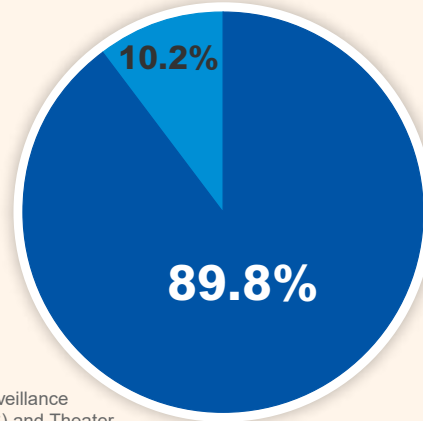
Prepared by the Defense and Veterans Brain Injury Center (DVBIC)



# DoD Numbers for Traumatic Brain Injury Worldwide — Air Force

2019 Q1-Q3

Active	2,051
Guard/Reserve	234
<b>Total - Air Force</b>	<b>2,285</b>



Source: 2000 to 2018 Q1 data provided by the Armed Forces Health Surveillance Branch (AFHSB) using the Defense Medical Surveillance System (DMSS) and Theater Medical Data Store (TMDS); data starting 2018 Q2 provided by the Defense and Veterans Brain Injury Center (DVBIC) using the MHS Data Repository (MDR).

Prepared by the Defense and Veterans Brain Injury Center (DVBIC)

2019 Q1-Q3, as of November 08, 2019

Service	Component	Severity	Diagnosed
Air Force	Active	Penetrating	4
		Severe	2
		Moderate	189
		Mild	1,856
		Not Classifiable	-
	Guard/Reserve	Penetrating	-
		Severe	-
		Moderate	25
		Mild	209
		Not Classifiable	-

2019 Q1-Q3, as of November 08, 2019

Source: 2000 to 2018 Q1 data provided by the Armed Forces Health Surveillance Branch (AFHSB) using the Defense Medical Surveillance System (DMSS) and Theater Medical Data Store (TMDS); data starting 2018 Q2 provided by the Defense and Veterans Brain Injury Center (DVBIC) using the MHS Data Repository (MDR).

Prepared by the Defense and Veterans Brain Injury Center (DVBIC)



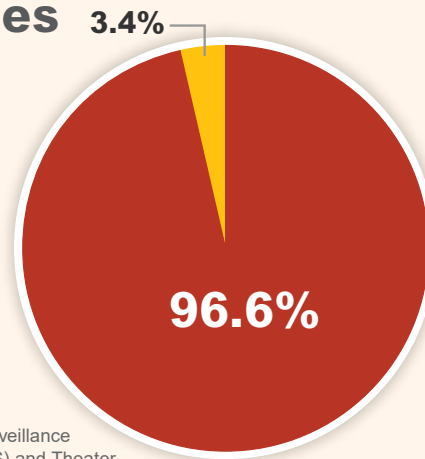
# DoD Numbers for Traumatic Brain Injury Worldwide — Marines

2019 Q1-Q3

<span style="color: red;">■</span>	Active	2,052
<span style="color: yellow;">■</span>	Reserve	73

---

**Total - Marines** **2,125**



Source: 2000 to 2018 Q1 data provided by the Armed Forces Health Surveillance Branch (AFHSB) using the Defense Medical Surveillance System (DMSS) and Theater Medical Data Store (TMDS); data starting 2018 Q2 provided by the Defense and Veterans Brain Injury Center (DVBIC) using the MHS Data Repository (MDR).

Prepared by the Defense and Veterans Brain Injury Center (DVBIC)

2019 Q1-Q3, as of November 08, 2019

Service	Component	Severity	Diagnosed
Marines	Active	Penetrating	6
		Severe	2
		Moderate	236
		Mild	1,808
		Not Classifiable	-
	Reserve	Penetrating	-
		Severe	-
		Moderate	15
		Mild	58
		Not Classifiable	-

2019 Q1-Q3, as of November 08, 2019

Source: 2000 to 2018 Q1 data provided by the Armed Forces Health Surveillance Branch (AFHSB) using the Defense Medical Surveillance System (DMSS) and Theater Medical Data Store (TMDS); data starting 2018 Q2 provided by the Defense and Veterans Brain Injury Center (DVBIC) using the MHS Data Repository (MDR).

Prepared by the Defense and Veterans Brain Injury Center (DVBIC)